

Digital Video Collection (DVC) persistent link direct to video:

From a Firefox/Mozilla browser...

Go to the DVC:

<http://olinkserver.franklin.edu/screens/D.html>

Search and locate video.

Open record for video by clicking on “view full record for item” over the title of choice:

Digital Video Collection Results: 1 to 27 of 27 hits - Mozilla Firefox

File Edit View History Bookmarks Tools Help

http://0-dmc.ohiolink.edu.olinkserver.franklin.edu/cgi/i/image/image-id

City of Columbus Customize Links EContentMag.com ENCHANTED LEARNIN... Free Hotmail Jeffrey Zeldman Pres...

Google Search

OhioLINK Home DMC Art & Architecture History & Archives Multi-Subject Videos Science Help

OhioLINK Digital Media Center

Audio, Video & Image Collections Provided by OhioLINK.

Sort By:
none

Results: 1 to 27 of 27 hits

Digital Video Collection

[view full record for item](#)

Title
What Is Marketing?

Date
2000

Producer
Cerebellum
Digital Video Collection

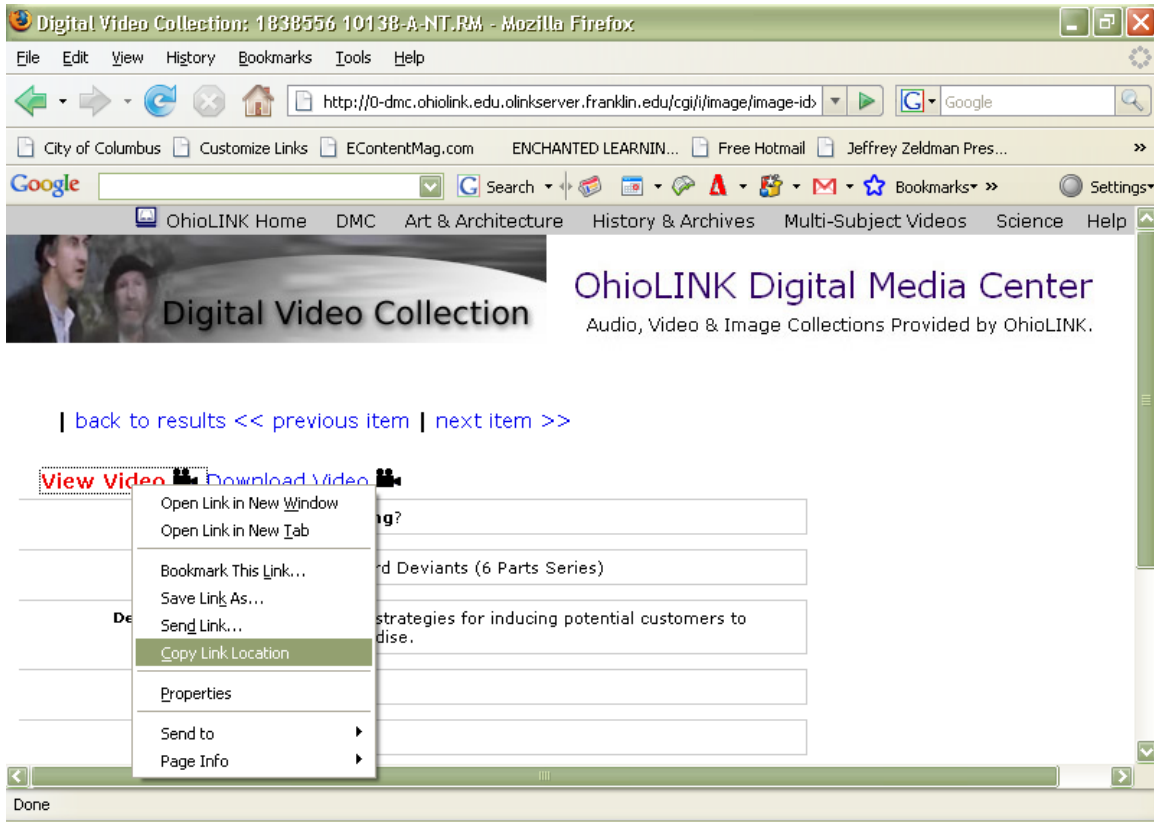
[view full record for item](#)

Done

Once in the record...

Right click on the “View Video” option.

Select “Copy Link Location”



Paste to a working document (notepad, word doc, etc).
Should appear as:

<http://0-rave.ohiolink.edu.ohiolinkserver.franklin.edu/mediafiles/stream/dvc/10138-A-NT.RM>

Make sure the proxy code is included, if not – add it!
Proxy code: 0- and olinkserver.franklin.edu

Trial and test from various on and offsite access points.

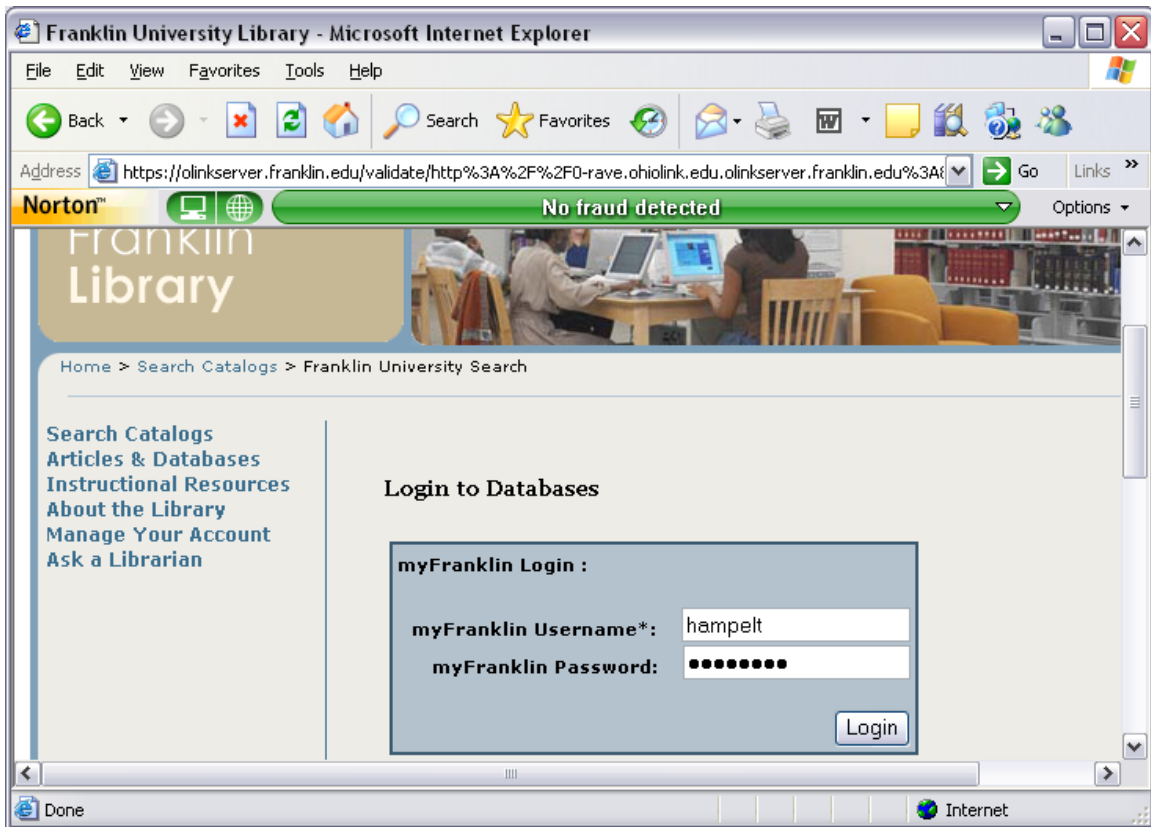
This persistent link can be added to the coursepage and maintained (check with your link checker capabilities?) according to the acceptable usage policy:
<http://0-dmc.ohiolink.edu.ohiolinkserver.franklin.edu/use.htm>

What your students will experience once they hit the link:


Hit Link:

<http://0-rave.ohiolink.edu.ohiolinkserver.franklin.edu/mediafiles/stream/dvc/10138-A-NT.RM>

Will prompt for login:



Will open realplayer:



Viewing begins!